



In the evolution of homebuilding, windows were at first simple ventilation openings. Later, translucent materials were used to allow light in while offering some control over the elements. Still later, glass came into use. Doors, of course, are the principle means of egress. Both of these building features are closely related to the delineation of an architectural style and are dominant features on a building's façade.




A. Type of Fenestration

The size, shape and proportion of window openings should be in keeping with the architectural style of the building and should be consistent on all facades of the house. Although a variety of window types and shapes may be used, there should be harmony within that variety.




B. Material

Windows should be constructed of high quality materials that provide a long lifespan and are in keeping with the specific architectural style of the building.



C. Reveals

Windows should be installed into walls with an adequate depth, or reveal, to create shadows, which heighten the visual richness of the façade. The depth of the reveal should be in keeping with the architectural style.



D. Trim and Sill


Trim molding, lintels and window sills should be used to express a level of detail on the façade, consistent with the façade design.

“Windows do more than let in light and air. The way they are placed in a wall affects our understanding of the whole house, confirming and helping give point to the established order or denying and adjusting it when there is cause.”

The Place of Houses

“In our current way of building, the delicacy of placing a window or a door has nearly vanished. But it is just this refinement, down to the last foot, even to the last inch or two, which makes an immense difference.”

A Pattern Language



E. Doors and Entries

Entry features should be scaled to the façade and appropriate to the architectural style. The size and material of the entry door as well as the quality of door hardware should be appropriate to the scale and style of the house.

